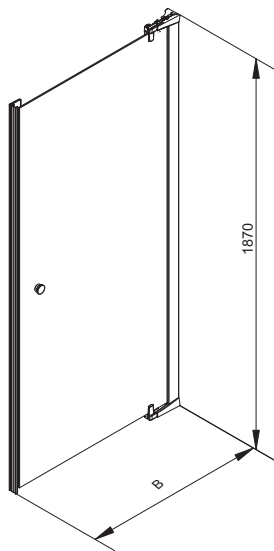


### 产品规格:

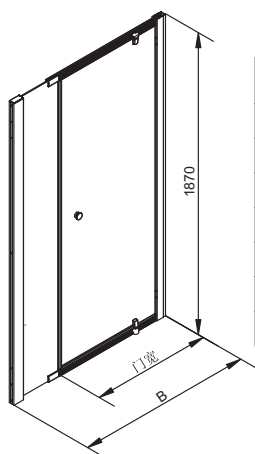
| 款式                    | 型号                  | 尺寸                         | 材料                         | 淋浴底盆或挡水条                   | 推荐配件   | 备注 |
|-----------------------|---------------------|----------------------------|----------------------------|----------------------------|--|----|
| 单开门<br>(一扇门玻璃)        | K-18368T-L-SHP      | 801-900 x 1870 mm          | 6mm<br>钢化玻璃<br>铝合金         | K-17869T-0<br>一字型挡水条1200mm | K-17232T高<br>1830mm<br>淋浴储物架<br>K-17233T高<br>1000mm<br>淋浴储物架 | —  |
|                       | K-18369T-L-SHP      | 901-1000 x 1870 mm         |                            | K-17869T-0<br>一字型挡水条1200mm |  |    |
| 一字型<br>(一扇固定玻璃+一扇门玻璃) | K-18372T-L-SHP      | 1001-1100 x 1870 mm        |                            | K-17869T-0<br>一字型挡水条1200mm |  |    |
|                       | K-18373T-L-SHP      | 1101-1200 x 1870 mm        |                            | K-17827T-0<br>一字型挡水条1500mm |  |    |
|                       | K-18374T-L-SHP      | 1201-1300 x 1870 mm        |                            | K-17827T-0<br>一字型挡水条1500mm |  |    |
|                       | K-18375T-L-SHP      | 1301-1400 x 1870 mm        |                            | K-17826T-0<br>一字型挡水条1800mm |  |    |
|                       | K-18458T-L-SHP      | 1401-1500 x 1870 mm        |                            | K-17826T-0<br>一字型挡水条1800mm |  |    |
|                       | K-18552T-L-SHP      | 1501-1600 x 1870 mm        |                            | K-17826T-0<br>一字型挡水条1800mm |  |    |
| 一字型<br>(两扇固定玻璃+一扇门玻璃) | K-18586T-L-SHP      | 1601-1700 x 1870 mm        |                            | K-17826T-0<br>一字型挡水条1800mm |  |    |
|                       | K-18587T-L-SHP      | 1201-1300 x 1870 mm        |                            | K-17827T-0<br>一字型挡水条1500mm |  |    |
|                       | K-18619T-L-SHP      | 1301-1400 x 1870 mm        |                            | K-17827T-0<br>一字型挡水条1500mm |  |    |
|                       | K-18620T-L-SHP      | 1401-1500 x 1870 mm        |                            | K-17827T-0<br>一字型挡水条1500mm |  |    |
|                       | K-18621T-L-SHP      | 1501-1600 x 1870 mm        |                            | K-17826T-0<br>一字型挡水条1800mm |  |    |
|                       | K-18622T-L-SHP      | 1601-1700 x 1870 mm        |                            | K-17826T-0<br>一字型挡水条1800mm |  |    |
|                       | K-18623T-L-SHP      | 1701-1800 x 1870 mm        | K-17826T-0<br>一字型挡水条1800mm |                            |  |    |
|                       | K-18624T-L-SHP      | 1801-1900 x 1870 mm        | K-17829T-0<br>一字型挡水条2000mm |                            |  |    |
| K-18625T-L-SHP        | 1901-2000 x 1870 mm | K-17829T-0<br>一字型挡水条2000mm |                            |                            |  |    |

产品尺寸图:(单位:毫米)



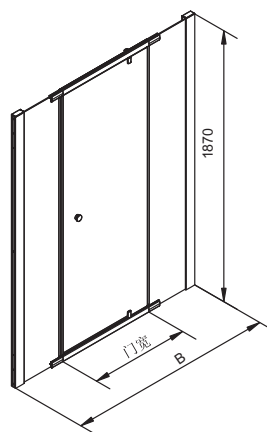
单开门

| SKU      | B        |
|----------|----------|
| K-18368T | 800-900  |
| K-18369T | 901-1000 |



一扇固定玻璃

| SKU      | B         | Door Width<br>门宽 |
|----------|-----------|------------------|
| K-18372T | 1000-1100 | 680              |
| K-18373T | 1101-1200 | 680              |
| K-18374T | 1201-1300 | 780              |
| K-18375T | 1301-1400 | 780              |
| K-18458T | 1401-1500 | 780              |
| K-18552T | 1501-1600 | 780              |
| K-18586T | 1601-1700 | 780              |



两扇固定玻璃

| SKU      | B         | Door Width<br>门宽 |
|----------|-----------|------------------|
| K-18587T | 1201-1300 | 680              |
| K-18619T | 1301-1400 | 680              |
| K-18620T | 1401-1500 | 780              |
| K-18621T | 1501-1600 | 780              |
| K-18622T | 1601-1700 | 780              |
| K-18623T | 1701-1800 | 780              |
| K-18624T | 1801-1900 | 780              |
| K-18625T | 1901-2000 | 780              |